


LINUSE3

Slim Linear LED light




VALUX

iluminación-lighting
españa-spain
by LUXILUM

LINUSE3

Slim Linear LED light



Lamps

LED 10W-100W

CE EN 60598

650 °C

IP44/54

T_a 0 +25



Linear LED Light available in several installations, surface, recessed and pendent.

Body is made of extruded anodized aluminum slim design epoxy polyester rust proof powder coat individual or linkable up to 35 meters to create contiguous single line.

The body size available in 600,1200 and 1500mm linkable with end caps in aluminum.

Diffuser made of high light transmission anti-glare PC self extinguishing and UV protected characteristics can be installed individually or as a one roll to create continuous effect for shadow free effect.

LED chips are made with protected cover per module is installed on plate with proper heat dissipation to prolong the LED life.

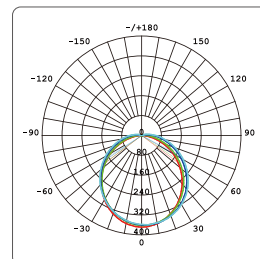
LED life 50,000Hrs with high lumen output, and no blue light hazard that affects the eyes. Cut off is 30-40° and light distribution angle 115° with UGR<19 that makes it ideal for work station and office use.

LED luminous flux 120-140lm/w makes it ideal for areas where low power and high lumen designed.

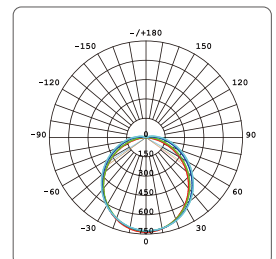
Power supply driver is installed inside the body with high PF and flicker free (as per driver data sheet).

Fixture operate at T_a -20°C up to +50°C, 220-240V RH>95.

Ingress protection IP44/54.



LIN7050P4440

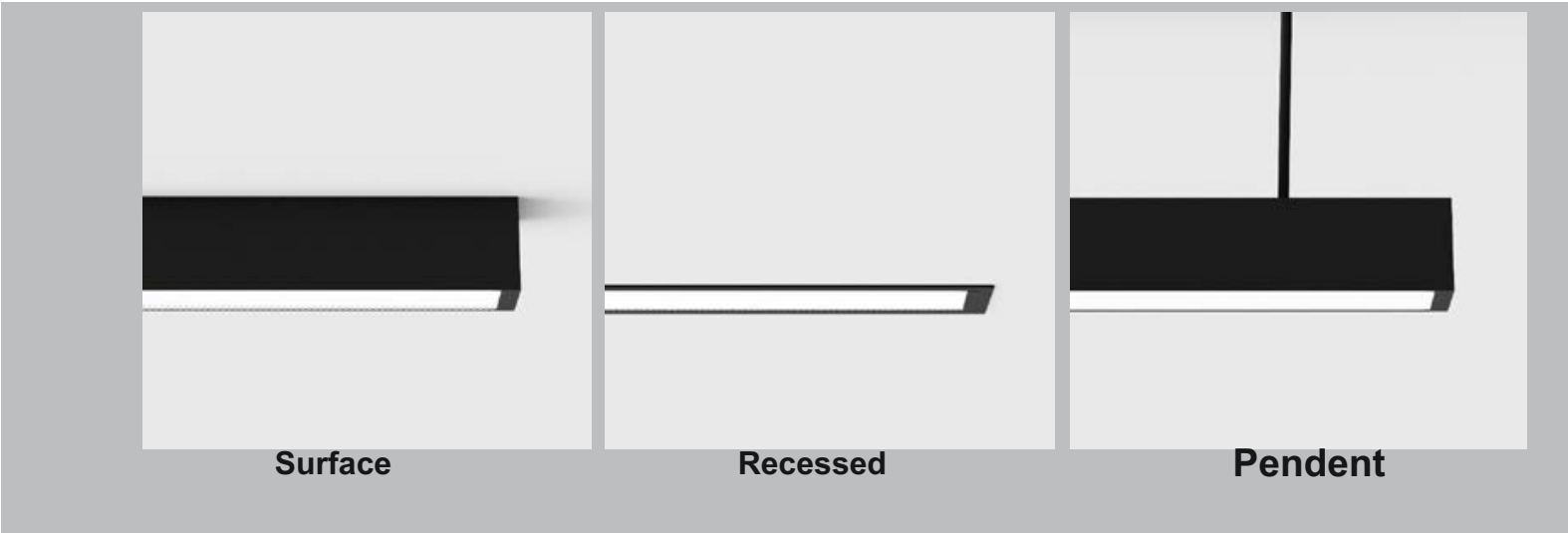


LIN7050P4450

Mounting

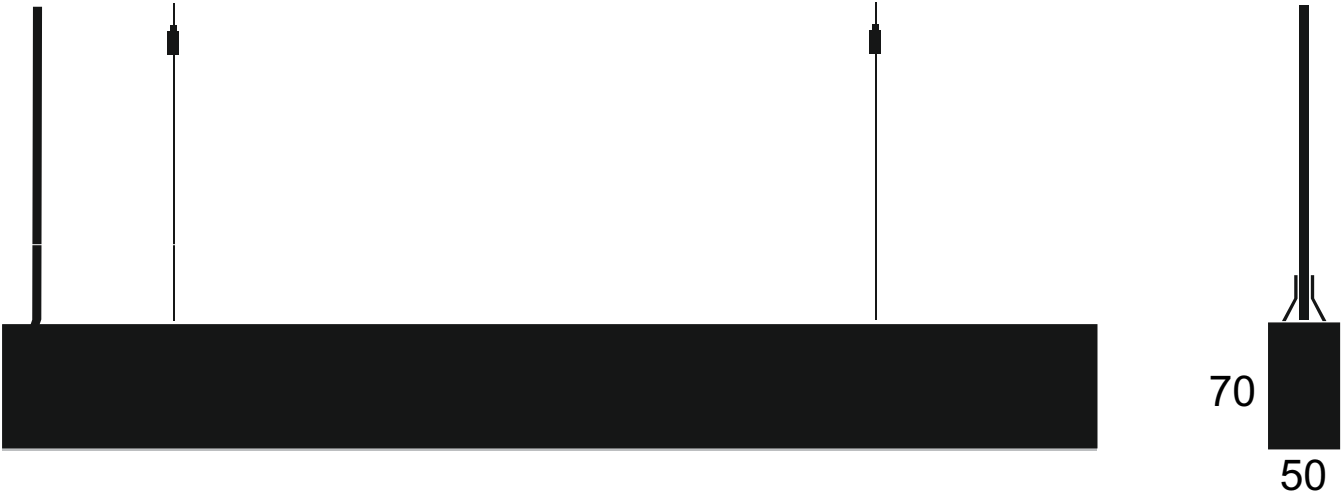


not to scale. data and product might change or modify without prior notice

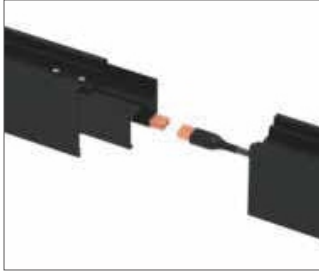



Supplied with non-user replaceable LED light source.

Description	Power	Efficiency
Surface		
LIN7050S3044	30W	3750Lm
LIN7050S4044	40W	5000Lm
LIN7050S5044	50W	6250Lm
Recessed		
LIN7050R3044	30W	3750Lm
LIN7050R4044	40W	5000Lm
LIN7050R5044	50W	6250Lm
Pendent		
LIN7050P3044	30W	3750Lm
LIN7050P4044	40W	5000Lm
LIN7050P5044	50W	6250Lm



not to scale. data and product might change or modify without prior notice



Installation Examples



2pcs 1.125m=2.25m



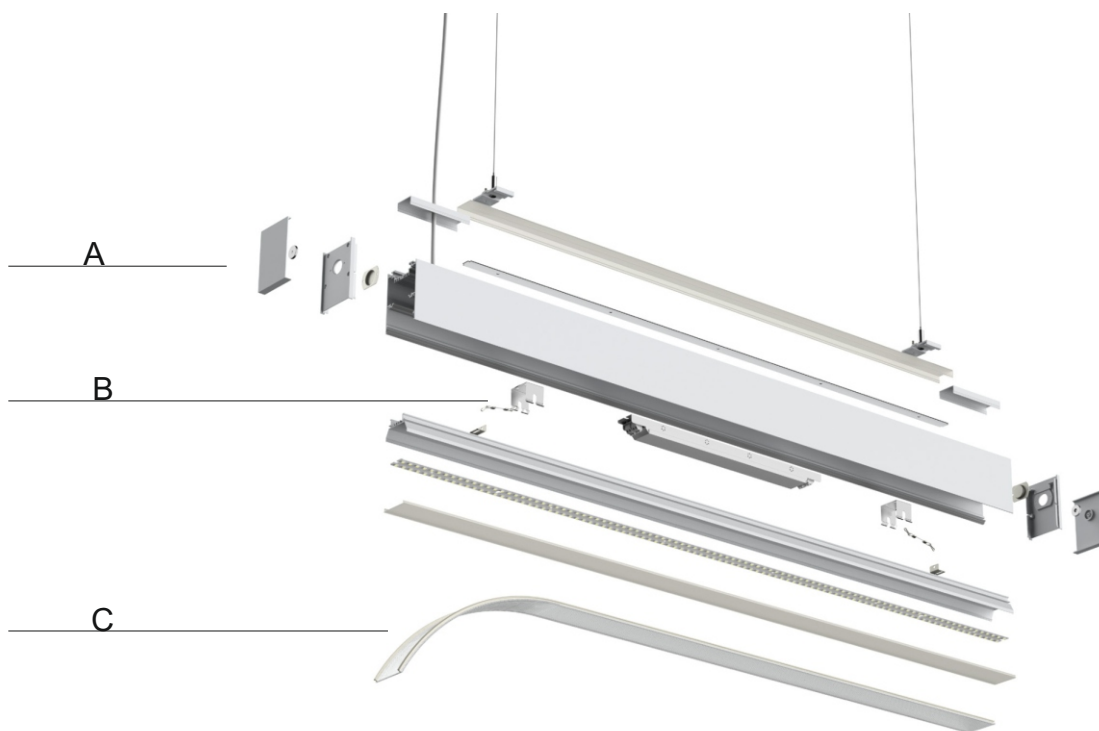
2pcs 1.405m+1pc 0.285m=3.095m



2pcs 2.245m+1pc 0.565m=5.055m



3pcs 2.245m+1pc 0.285m=7.020m

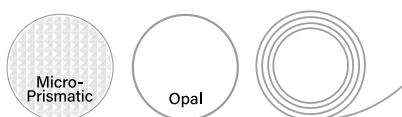


A- end cap
B- inside including LED, driver, tray
C- diffuser, single or continuous

Color



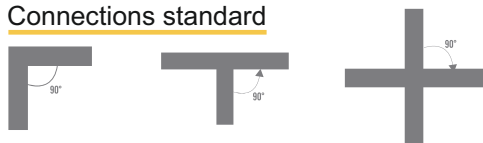
Optics



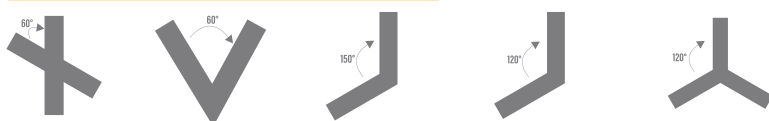
Control



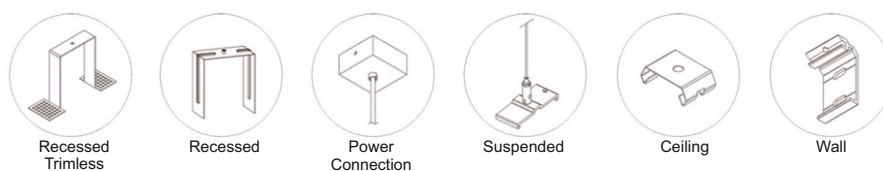
Connections standard



Connections project (consult factory)



Accessories



not to scale. data and product might change or modify without prior notice